

PROPRIETARY AND CONFIDENTIAL

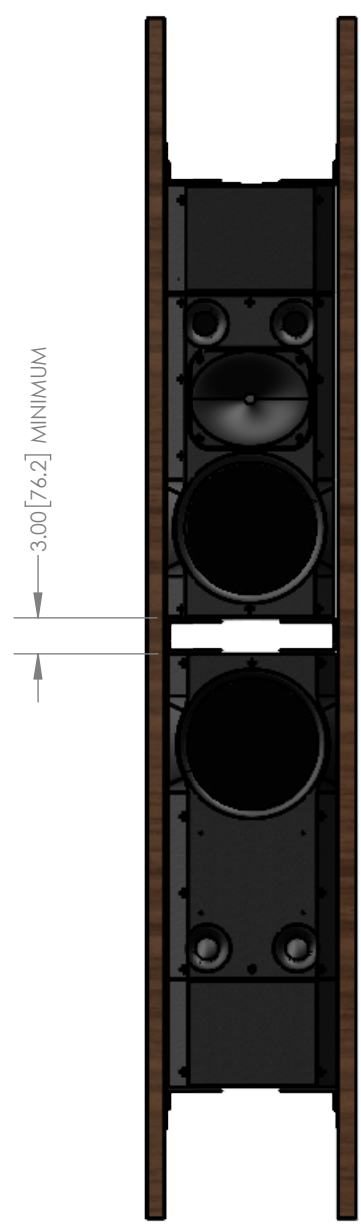
THE INFORMATION CONTAINED IN THIS DRAWING IS THE SOLE PROPERTY OF PROFESSIONAL HOME CINEMA, LLC. ANY REPRODUCTION IN PART OR AS A WHOLE WITHOUT THE WRITTEN PERMISSION OF PROFESSIONAL HOME CINEMA, LLC IS PROHIBITED. THE HOLDER OF THIS DOCUMENT SHALL KEEP ALL INFORMATION CONTAINED HEREIN CONFIDENTIAL AND SHALL PROTECT THE SAME IN WHOLE OR IN PART FROM DISCLOSURE AND DISSEMINATION TO ALL THIRD PARTIES.

UNLESS OTHERWISE SPECIFIED:		NAME	DATE	PROFESSIONAL HOME CINEMA, LLC
DIMENSIONS ARE IN INCHES TOLERANCES: FRACTIONAL ± ANGULAR: MACH ± BEND ± TWO PLACE DECIMAL ±0.01 THREE PLACE DECIMAL ±0.01		DRAWN		
INTERPRET GEOMETRIC TOLERANCING PER:		CHECKED		
MATERIAL		ENG APPR.		
FINISH		MFG APPR.		
NEXT ASSY	USED ON	Q.A.		SIZE B
APPLICATION	DO NOT SCALE DRAWING			PART NO.
				REV
				SCALE: 1:12 WEIGHT:
				SHEET 1 OF 2



D
C
B
A

D
C
B
A

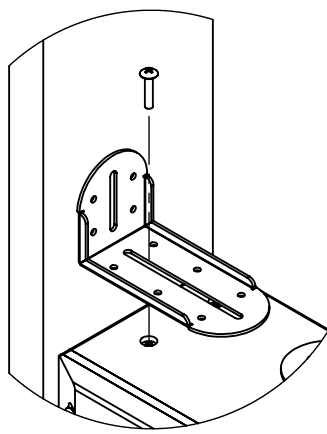


STUD MOUNT - STRAIGHT

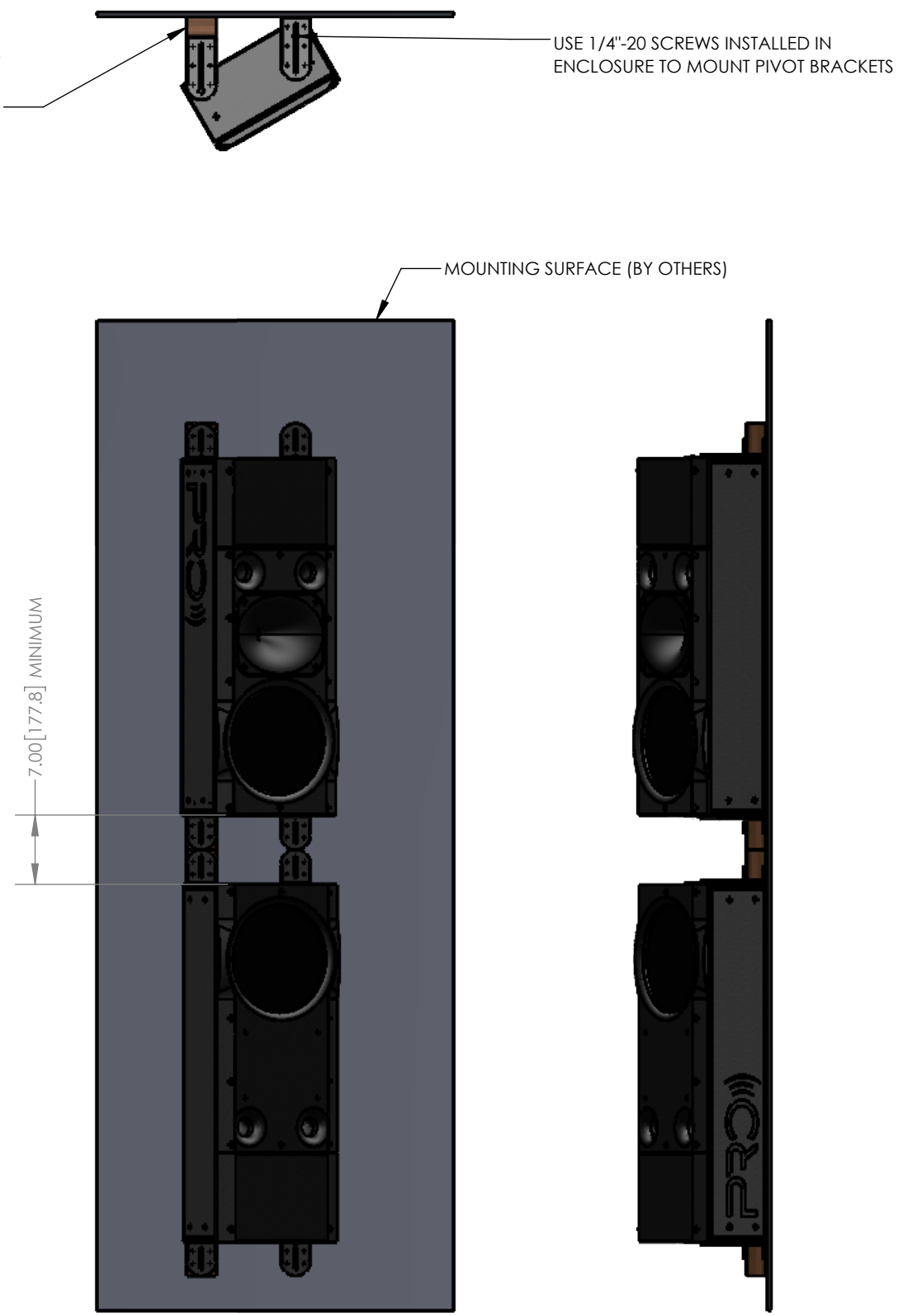


(SR-212ai-LF MODULE NOT SHOWN)

USE ALL FOUR BRACKETS - TWO ON TOP, TWO SUPPORTING BOTTOM OF LOUDSPEAKER MODULE.
ATTACH BRACKETS TO SPEAKER WITH 1/4"-20 SCREWS INSTALLED IN SPEAKER MOUNT POINTS.
ATTACH BRACKETS TO STUDS USING SUPPLIED LAG SCREWS.



**DETAIL B
SCALE 1 : 6**



SURFACE MOUNT - AIMED

A SHIM (NOT INCLUDED) MAY BE USED TO ACHIEVE GREATER ANGLES

USE 1/4"-20 SCREWS INSTALLED IN ENCLOSURE TO MOUNT PIVOT BRACKETS

MOUNTING SURFACE (BY OTHERS)

7.00 [177.8] MINIMUM

3.00 [76.2] MINIMUM

TITLE: SR-212ai INSTALL GUIDE	SIZE B	PART NO.	REV
PROFESSIONAL HOME CINEMA, LLC	SCALE: 1:16	WEIGHT:	SHEET 2 OF 2